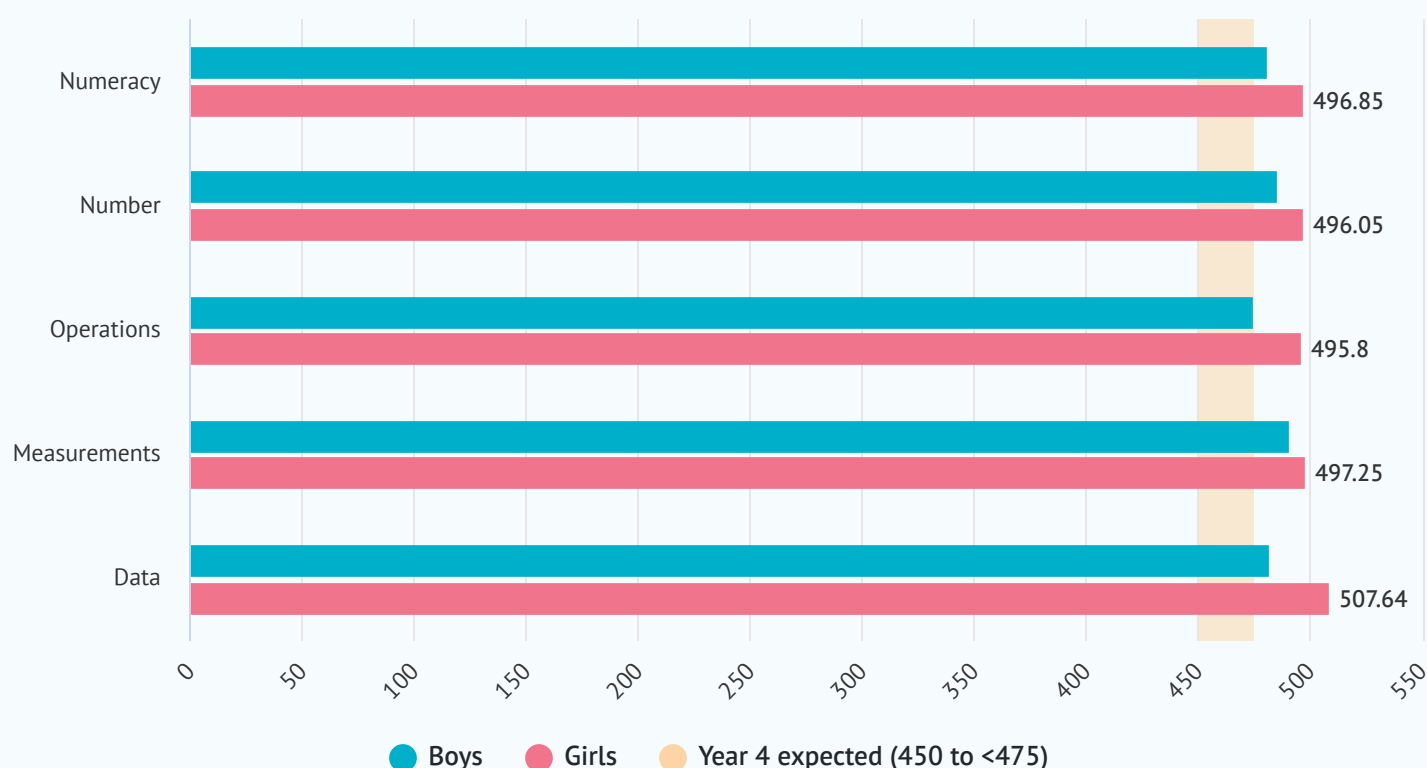


Year 4 numeracy performance by gender

Figure CNF4.4

Year 4 numeracy performance in domain and strands by gender



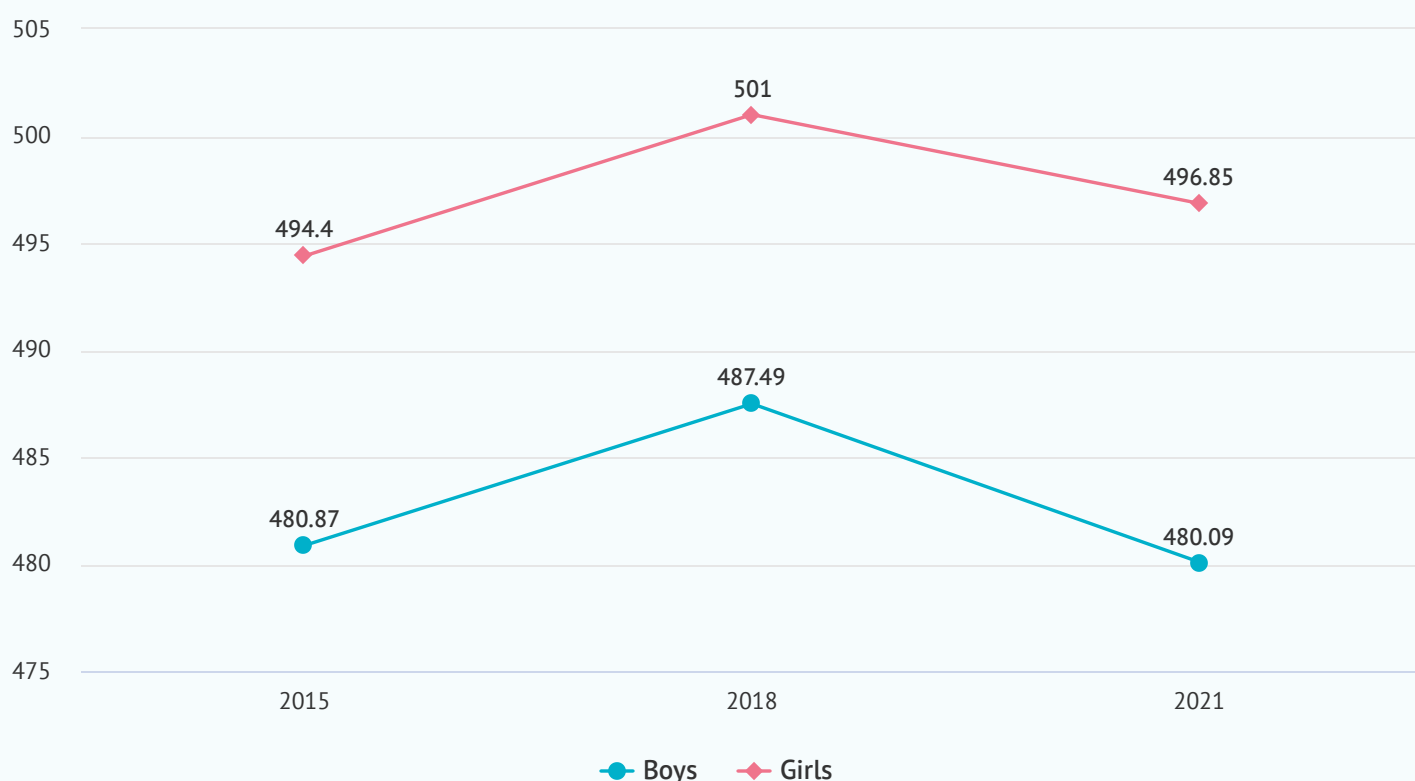
Category	Boys	Girls
Numeracy	480.09	496.85
Number	484.55	496.05
Operations	473.77	495.8
Measurements	489.9	497.25
Data	481.49	507.64

Mean performance of Year 4 students in domain and strands by gender, Tonga, PILNA 2021

Figure CNF4.4 shows the average numeracy performance of year four students in Tonga by gender. Year four girls scored higher than year four boys in all numeracy areas, including the overall numeracy score. This was consistent with their performance in two previous PILNA cycles. In 2015 and 2018, as seen in Figures CNF4.4.1-CNF4.4.5. Year four girls, on average, scored higher than year four boys in all numeracy areas, including the overall numeracy score. Further statistical testing needs to be performed to understand if these differences in scores are significant or the result of chance or outliers.

Figure CNF4.4.1

Year 4 Numeracy mean performance by gender over time

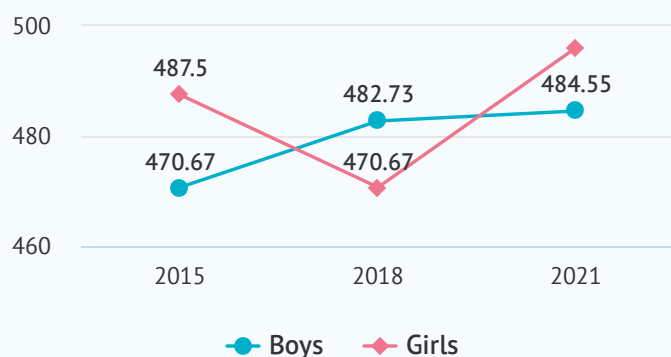


Year	Boys	Girls
2015	480.87	494.4
2018	487.49	501
2021	480.09	496.85

Mean performance of Year 4 students in numeracy by gender, Tonga, PILNA 2015, 2018 and 2021

Figure CNF4.4.2

Year 4 Number mean performance by gender over time

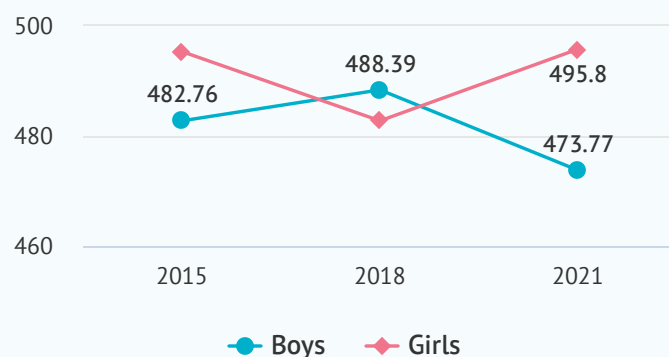


Year	Boys	Girls
2015	470.67	487.5
2018	482.73	470.67
2021	484.55	496.05

Mean performance of Year 4 students in number strand, by gender, over time 2015, 2018, 2021

Figure CNF4.4.3

Year 4 Operations mean performance by gender over time

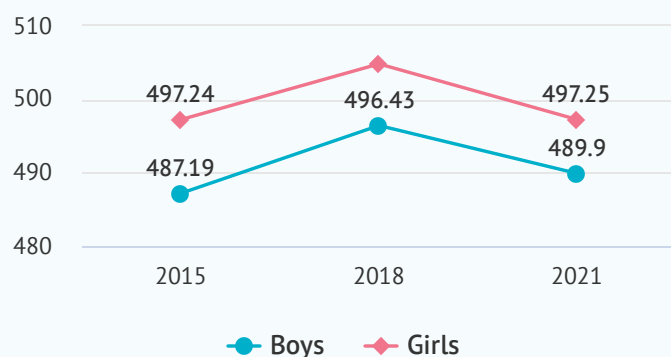


Year	Boys	Girls
2015	482.76	495.35
2018	488.39	482.76
2021	473.77	495.8

Mean performance of Year 4 students in operations strand, by gender, over time 2015, 2018, 2021

Figure CNF4.4.4

Year 4 Measurement & Geometry mean performance by gender over time

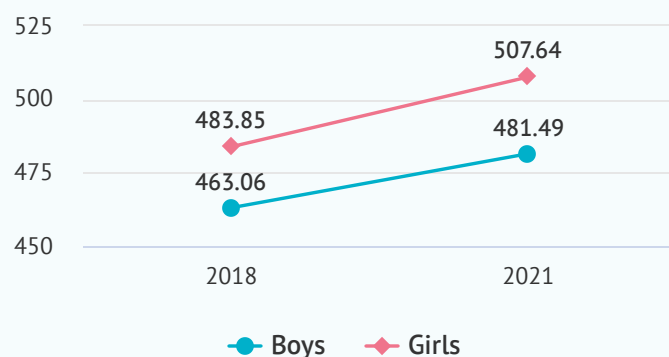


Year	Boys	Girls
2015	487.19	497.24
2018	496.43	504.83
2021	489.9	497.25

Mean performance of Year 4 students in measurement & geometry strand, by gender, over time 2015, 2018, 2021

Figure CNF4.4.5

Year 4 Data mean performance by gender over time



Year	Boys	Girls
2018	463.06	483.85
2021	481.49	507.64

Mean performance of Year 4 students in data strand, by gender, over time 2018, 2021