

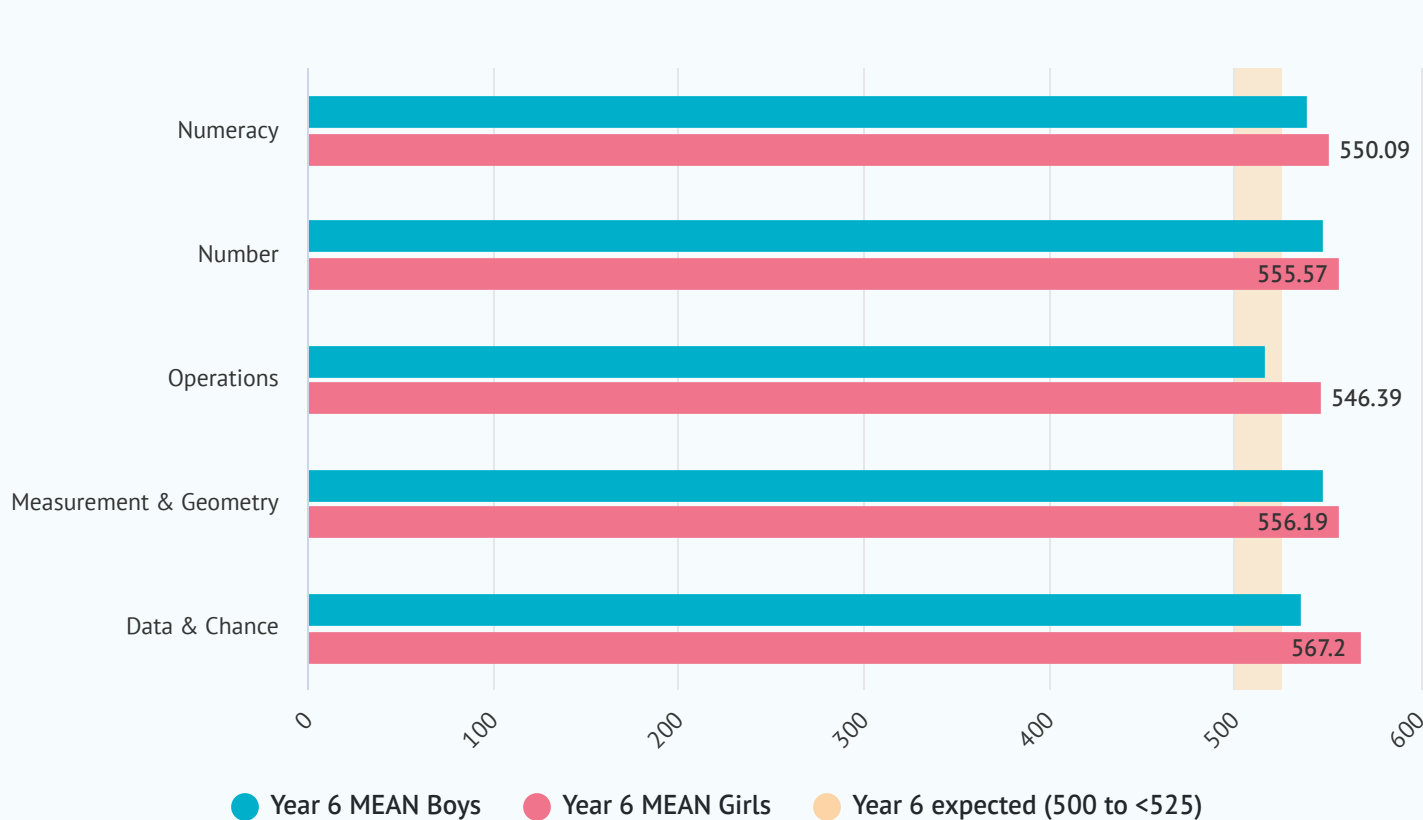
2021 Tokelau Report / Performance / Numeracy / Year 6 numeracy / Performance by gender

Year 6 numeracy performance by gender

A roughly equal number of year six girls and boys in Tokelau had their performance analysed in the PILNA 2021 numeracy assessment: 47% girls and 53% boys.

Figure CNF6.4

Year 6 Numeracy performance by gender



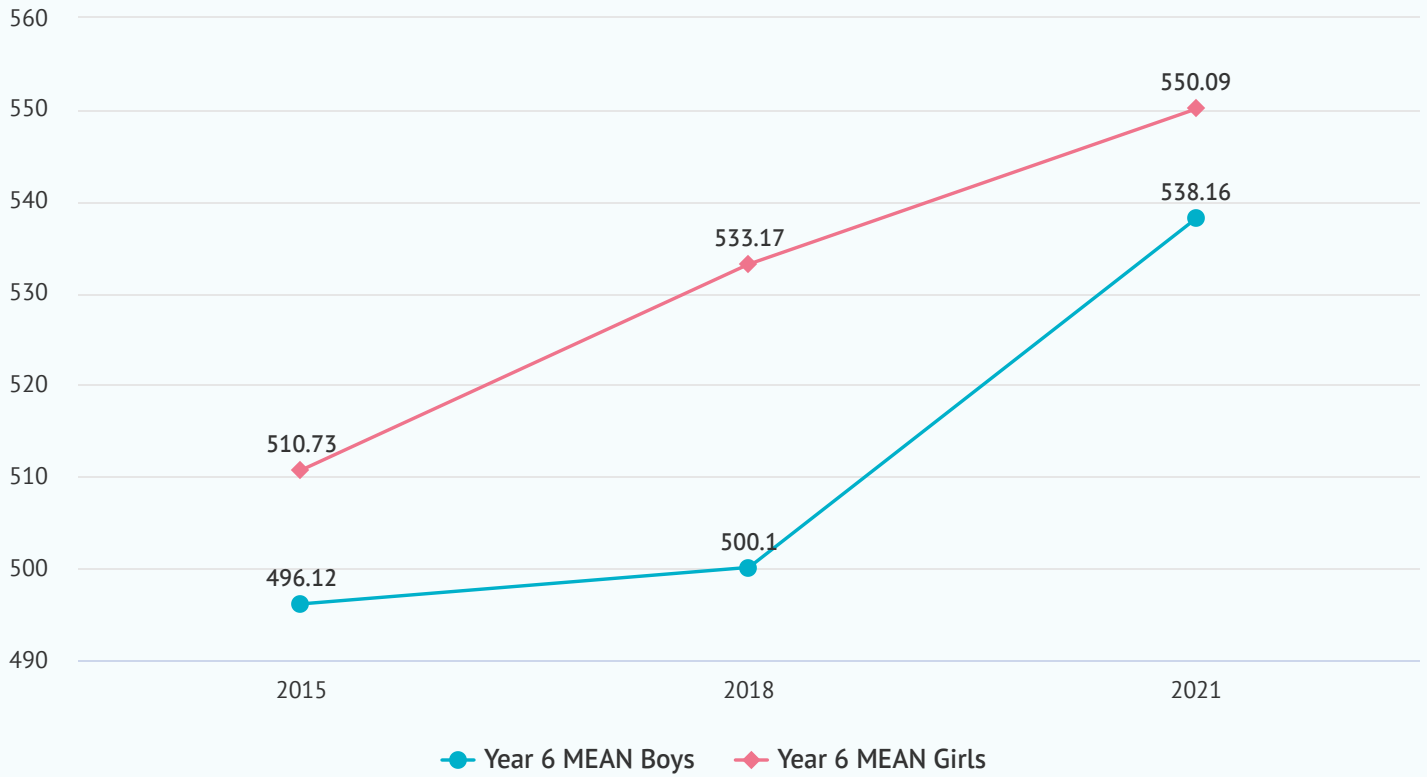
Category	Year 6 MEAN Boys	Year 6 MEAN Girls
Numeracy	538.16	550.09
Number	546.79	555.57
Operations	515.5	546.39
Measurement & Geometry	547.55	556.19
Data & Chance	534.97	567.2

Mean performance of Year 6 students in domain and strands by gender, Tokelau, PILNA 2021

Figure CNF6.4 shows the average numeracy performance of year six students in Tokelau by gender. Year six girls scored higher than year six boys in all numeracy areas, including the overall numeracy score, although differences in the 'Number' and 'Measurement & Geometry' strands were small. In 2015 and 2018, year six girls, on average, also scored higher than year six boys in all numeracy areas, including the overall numeracy score (see Figure CNF6.4.1). Further statistical testing needs to be performed to understand if the differences in scores are significant or the result of chance or outliers.

Figure CNF6.4.1

Year 6 Numeracy mean performance by gender over time

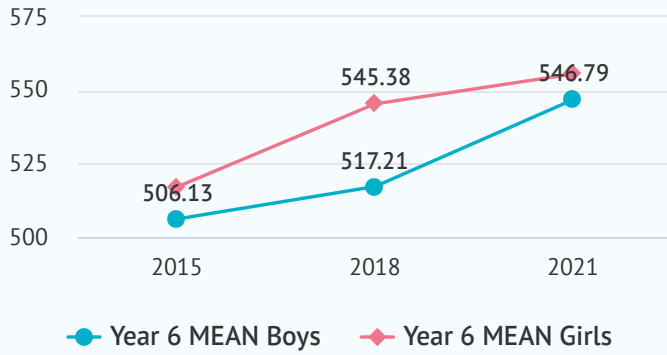


Year	Year 6 MEAN Boys	Year 6 MEAN Girls
2015	496.12	510.73
2018	500.1	533.17
2021	538.16	550.09

Mean performance of Year 6 students in numeracy domain by gender, Tokelau, PILNA 2015 ,2018 and 2021

Figure CNF6.4.2

Year 6 Number mean performance by gender over time

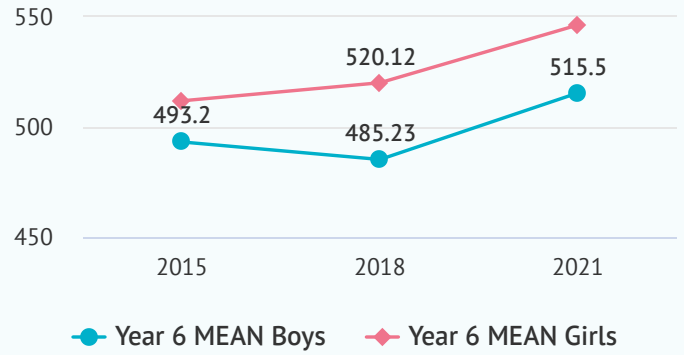


Year	Year 6 MEAN Boys	Year 6 MEAN Girls
2015	506.13	517.06
2018	517.21	545.38
2021	546.79	555.57

Mean performance of Year 6 students in number strand by gender, Tokelau, PILNA 2015, 2018 and 2021

Figure CNF6.4.3

Year 6 Operations mean performance by gender over time

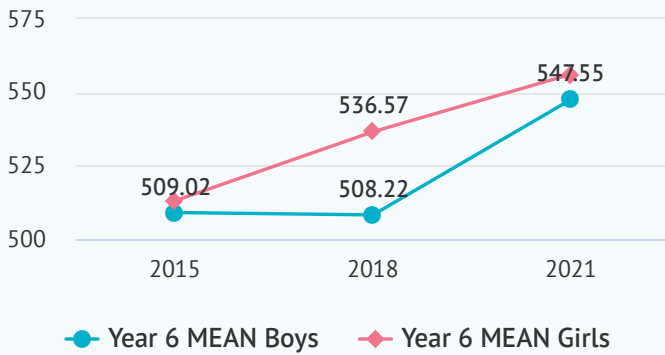


Year	Year 6 MEAN Boys	Year 6 MEAN Girls
2015	493.2	511.9
2018	485.23	520.12
2021	515.5	546.39

Mean performance of Year 6 students in Operations strand by gender, Tokelau, PILNA 2015, 2018 and 2021

Figure CNF6.4.4

Year 6 Measurements & Geometry performance by gender over time

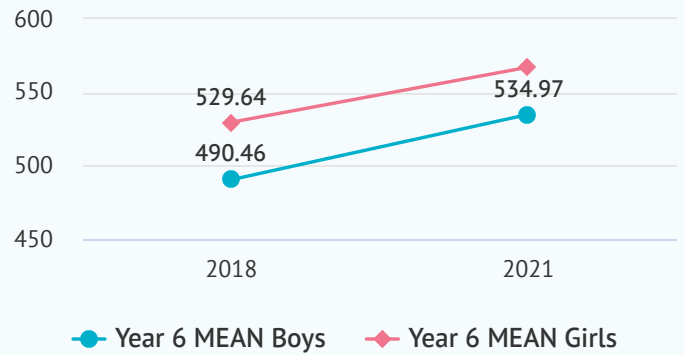


Year	Year 6 MEAN Boys	Year 6 MEAN Girls
2015	509.02	513.02
2018	508.22	536.57
2021	547.55	556.19

Mean performance of Year 6 students in measurements and geometry strand by gender, Tokelau, PILNA 2015, 2018 and 2021

Figure CNF6.4.5

Year 6 Data mean performance by gender over time



Year	Year 6 MEAN Boys	Year 6 MEAN Girls
2018	490.46	529.64
2021	534.97	567.2

Mean performance of Year 6 students in data strand by gender, Tokelau, PILNA , 2018 and 2021