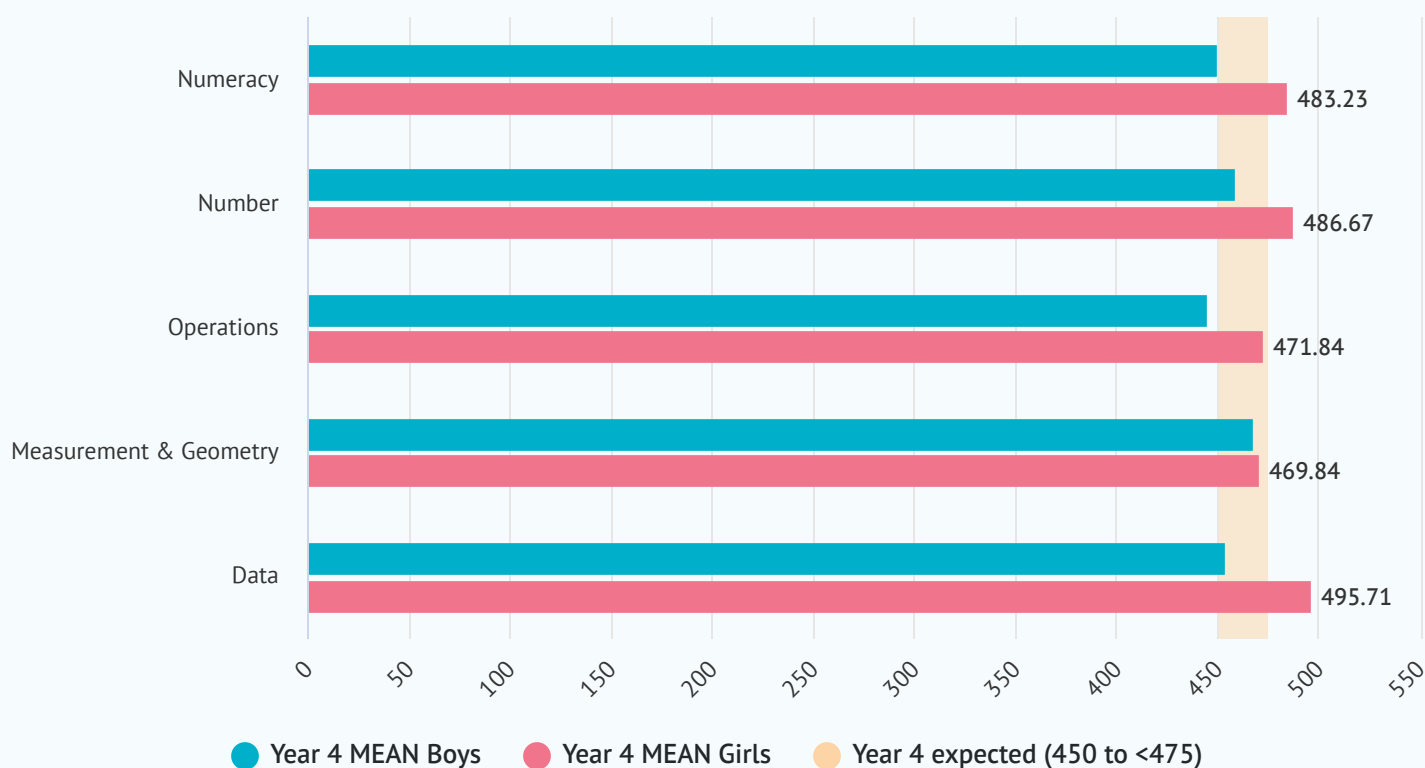


Year 4 numeracy performance by gender

Figure CNF4.4

Year 4 Numeracy performance by gender

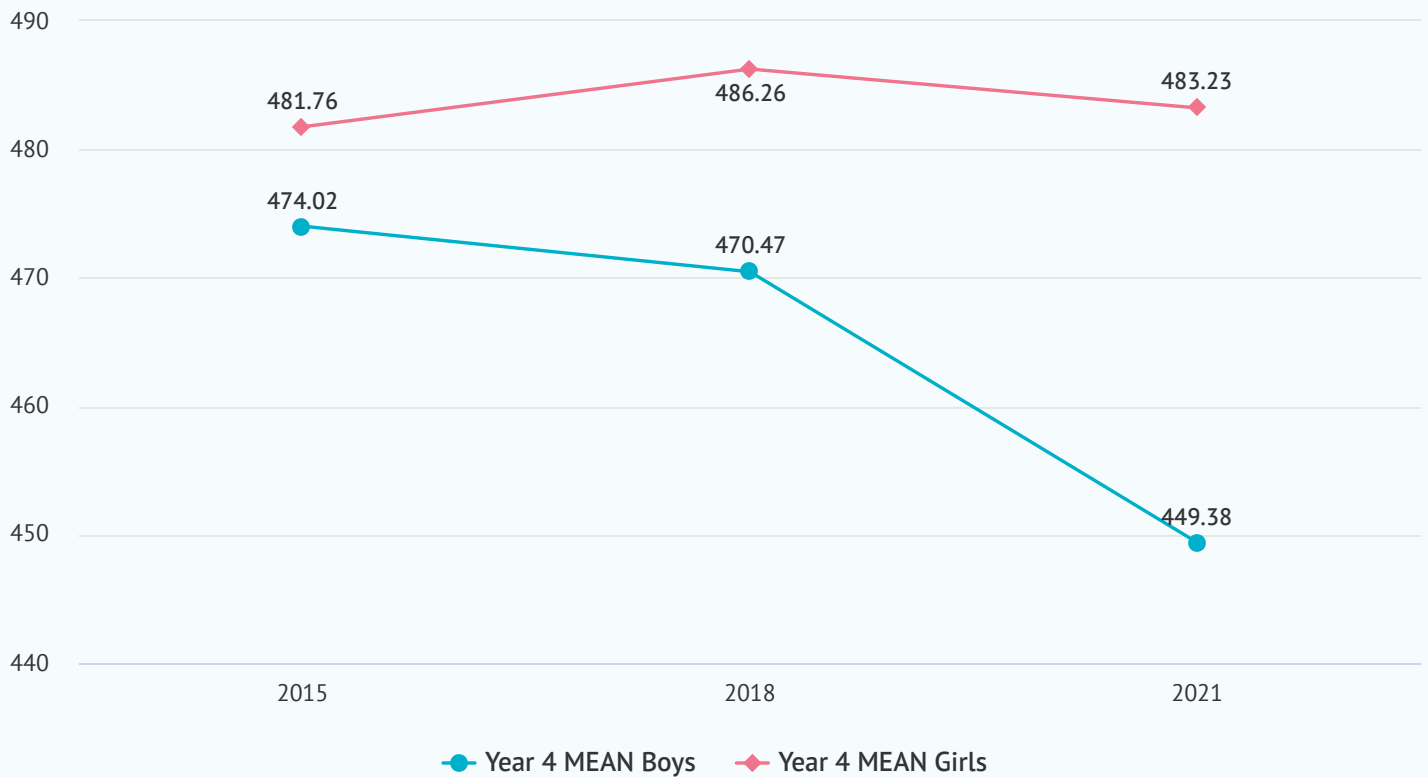


Category	Year 4 MEAN Boys	Year 4 MEAN Girls
Numeracy	449.38	483.23
Number	457.91	486.67
Operations	443.86	471.84
Measurement & Geometry	466.54	469.84
Data	453.08	495.71

Mean performance of Year 4 students in domain and strands by gender, Tokelau, PILNA 2021

Figure CNF4.4.1

Year 4 Numeracy mean performance by gender over time

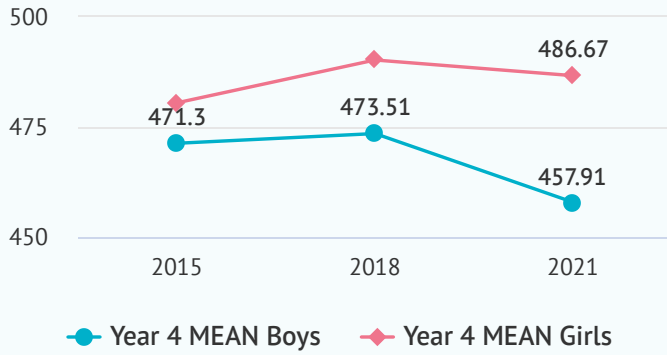


Year	Year 4 MEAN Boys	Year 4 MEAN Girls
2015	474.02	481.76
2018	470.47	486.26
2021	449.38	483.23

Mean performance of Year 4 students in numeracy, by gender, over time, Tokelau, PILNA 2015, 2018, 2021

Figure CNF4.4.2

Year 4 Number mean performance by gender over time

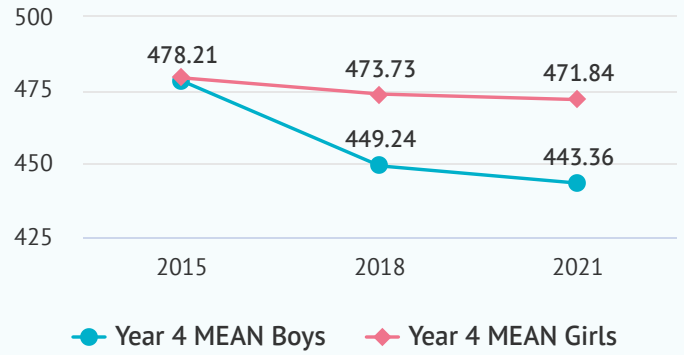


Year	Year 4 MEAN Boys	Year 4 MEAN Girls
2015	471.3	480.5
2018	473.51	490.23
2021	457.91	486.67

Mean performance of Year 4 students in number strand, by gender, over time, Tokelau, PILNA 2015, 2018, 2021

Figure CNF4.4.3

Year 4 Operation mean performance by gender over time

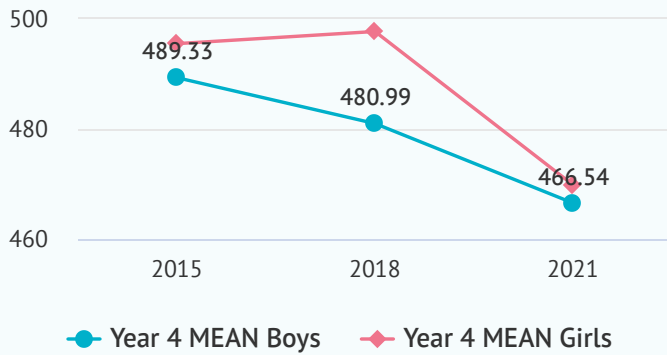


Year	Year 4 MEAN Boys	Year 4 MEAN Girls
2015	478.21	479.26
2018	449.24	473.73
2021	443.36	471.84

Mean performance of Year 4 students in operations strand, by gender, over time, Tokelau, PILNA 2015, 2018, 2021

Figure CNF4.4.4

Year 4 Measurement & Geometry mean performance over time

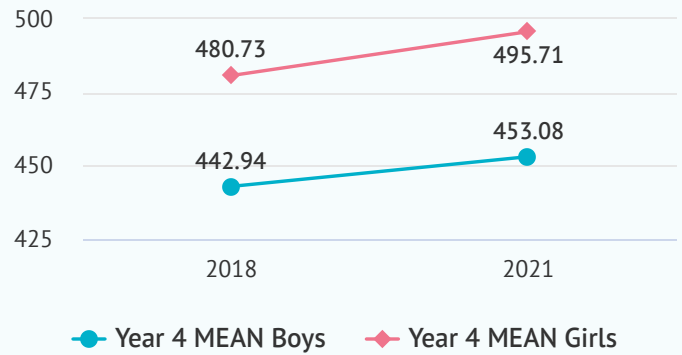


Year	Year 4 MEAN Boys	Year 4 MEAN Girls
2015	489.33	495.52
2018	480.99	497.73
2021	466.54	469.84

Mean performance of Year 4 students in measurement & geometry strand, by gender, over time, Tokelau, PILNA 2015, 2018, 2021

Figure CNF4.4.5

Year 4 Data mean performance by gender over time



Year	Year 4 MEAN Boys	Year 4 MEAN Girls
2018	442.94	480.73
2021	453.08	495.71

Mean performance of Year 4 students in data strand, by gender, over time, Tokelau, PILNA 2018, 2021