

# Early childhood education

Early childhood education (ECE) is often seen as an opportunity to get a head start in schooling. Information gathered from the PILNA System Questionnaire shows that, although each country has policies regarding ECE, the structure and compulsory nature varies across participating countries. As part of PILNA, students were asked to indicate their ECE history using the following categories: 'Yes, for 1 year', 'Yes, for 2 years', 'Yes for 3 years of more', or 'No'.

## ECE attendance

In Solomon Islands, over 80% of students from PILNA 2021 had attended at least one year of ECE. This was similar, on average, for boys (87%) and for girls (88%). There were differences, however, in the amount of time that students spent at ECE prior to their schooling. Table STT1.1 shows these ECE differences by year four students and year six students in Solomon Islands in PILNA 2021.

Table STT1.1

### ECE attendance









category	Year 4	Year 6
Did not attend ECE	<div><div></div></div> 11%	<div><div></div></div> 14%
Attended ECE	<div><div></div></div> 89%	<div><div></div></div> 86%

Students who attended at least one year of ECE vs those who did not attend

( ) Standard errors appear in parentheses.

Table STT1.2

### Percentage of students attended ECE and duration

category	Year 4	Year 6
Did not attend	 11%	 14%
1 year	 48%	 43%
2 years	 23%	 23%
3 years or more	 18%	 20%

Students did not attend ECE in ascending order with other durations, Solomon Islands, PILNA 2021

( ) Standard errors appear in parentheses.

Similar proportions of year four students (89%) and year six students (86%) attended at least one year of ECE. Importantly, about one in five students in year four (18%) and in year six (20%) reported attending ECE for three years or more, but more than 10% of students in both year levels reported they did not attend any ECE at all (Table STT1.2).

## ECE attendance and student performance

Statistical testing was done to learn whether there was a difference in student performance between students who had attended at least one year of ECE and students who had not attended any ECE. This was done at both the year four and year six levels. No differences were found at the year four level and with most year six comparisons. One association was, however, found at the year six level in the writing domain. Year six students who attended at least one year of ECE scored higher in writing than year six students who did not attend any ECE.

## What does this mean

Most students (>86%) who participated in PILNA 2021 attended ECE for at least one year. Similar proportions were observed across year four and year six students, showing ECE attendance rates were stable over time. Student performance in writing tended to be higher for year six students who attended ECE than for those who did not. No other performance associations were noted.