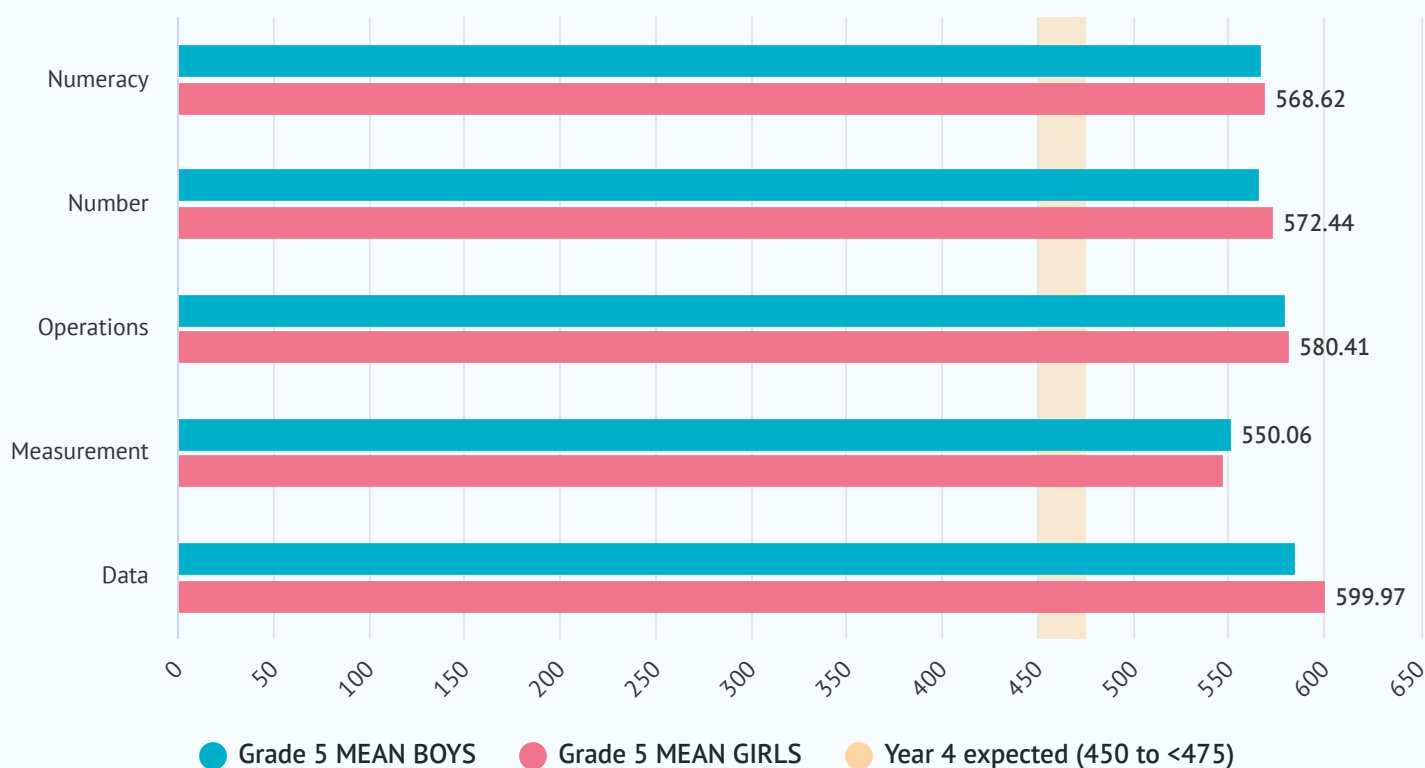


Grade five performance by gender

Figure CNF5.4

Grade 5 numeracy performance by gender

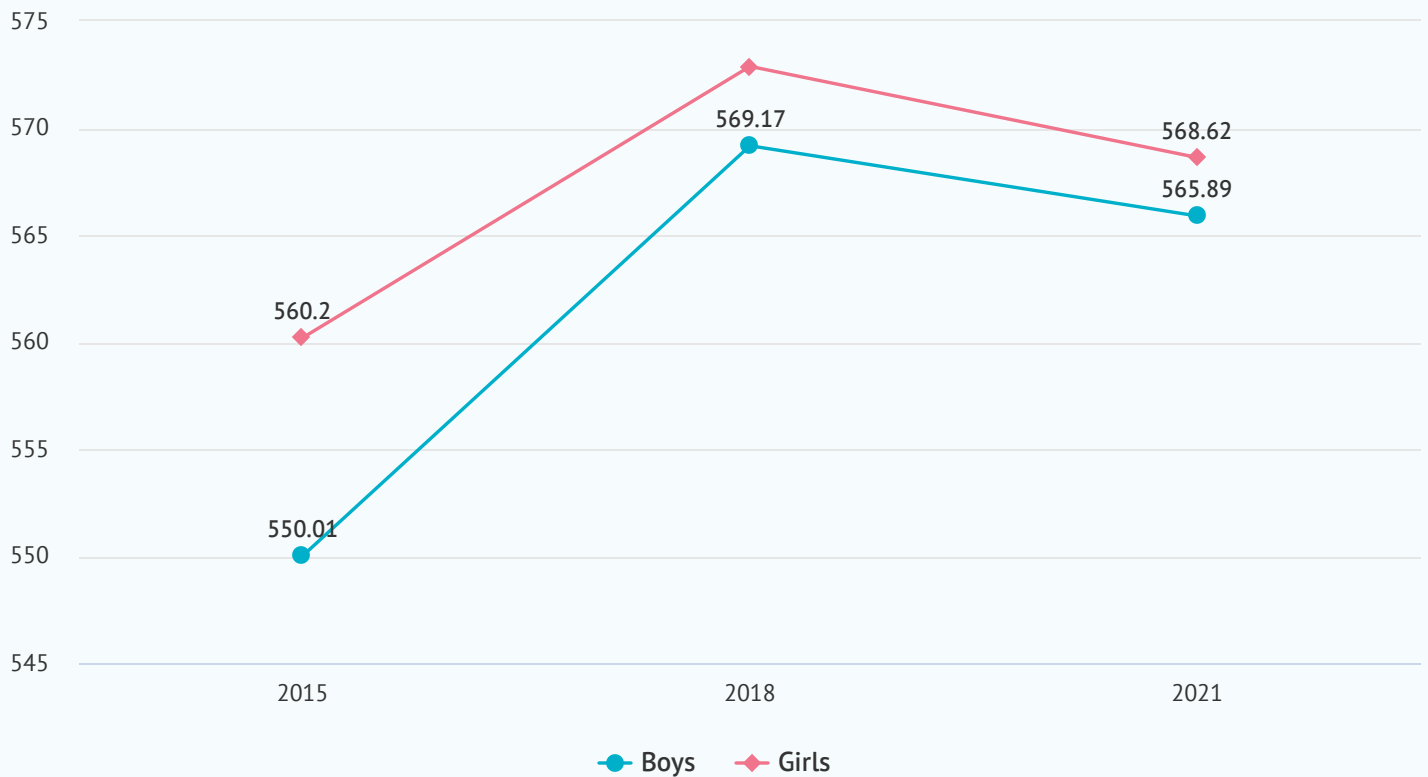


Category	Grade 5 MEAN BOYS	Grade 5 MEAN GIRLS
Numeracy	565.89	568.62
Number	565.27	572.44
Operations	578.44	580.41
Measurement	550.06	545.93
Data	583.61	599.97

Mean performance of Grade 5 students by domain and strands, Palau, PILNA 2021

Figure CNF5.4.1

Grade 5 Numeracy mean performance by gender over time

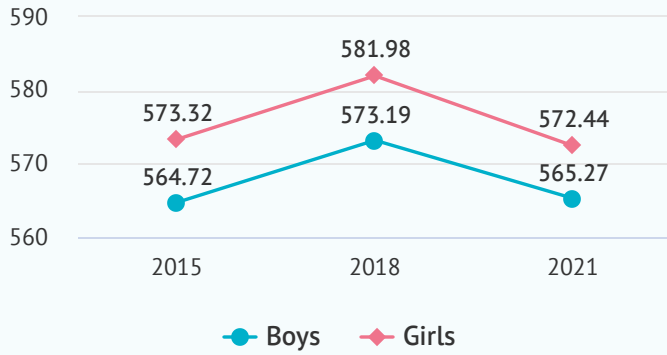


Year	Boys	Girls
2015	550.01	560.2
2018	569.17	572.88
2021	565.89	568.62

Mean performance of Grade 5 students in numeracy by gender, over time, Palau, PILNA 2015, 2018 and 2021

Figure CNF5.4.2

Grade 5 Number mean performance by gender over time

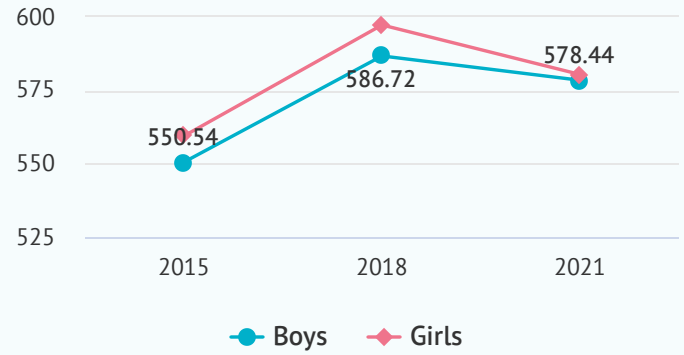


Year	Boys	Girls
2015	564.72	573.32
2018	573.19	581.98
2021	565.27	572.44

Mean performance of Grade 5 students in number strand, by gender, over time, Palau, PILNA 2015, 2018, 2021

Figure CNF5.4.3

Grade 5 Operations mean performance by gender over time

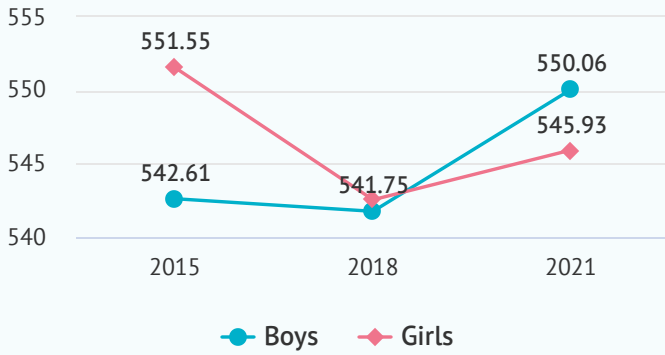


Year	Boys	Girls
2015	550.54	559.45
2018	586.72	597.28
2021	578.44	580.41

Mean performance of Grade 5 students in operations strand, by gender, over time, Palau, PILNA 2015, 2018, 2021

Figure CNF5.4.4

Grade 5 Measurements & Geometry mean performance by gender over time

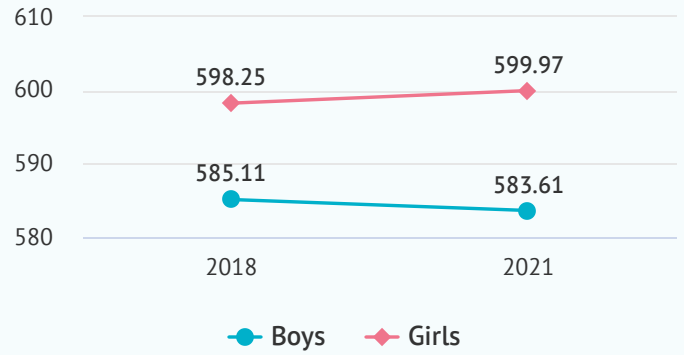


Year	Boys	Girls
2015	542.61	551.55
2018	541.75	542.54
2021	550.06	545.93

Mean performance of Grade 5 students in measurements & geometry strand, by gender, over time, Palau, PILNA 2015, 2018, 2021

Figure CNF5.4.5

Grade 5 Data performance by gender over time



Year	Boys	Girls
2018	585.11	598.25
2021	583.61	599.97

Mean performance of Grade 5 students in data strand, by gender, over time, Palau, PILNA 2018, 2021