

















2021 Palau Report / Get to know / Students / Self-reflections / Difficulties

# Student difficulties

Table STT1.9

## Percentage of students with difficulties

Difficulty	Grade 5	Grade 7
Seeing, even if wearing glasses	 6% (1.2)	 8% (1.5)
Hearing, even if wearing a hearing aid	 7% (1.0)	 8% (1.7)
Walking or climbing steps	 9% (1.2)	 5% (1.5)
Being understood by other people when I speak	 16% (2.4)	 10% (2.3)
Self-care, such as feeding or dressing yourself	 9% (1.5)	 9% (1.8)
Learning or remembering things	 26% (2.5)	 20% (2.1)
Controlling your behaviour	 28% (3.7)	 17% (3.7)
Concentrating and focusing your attention	 16% (2.1)	 18% (2.7)

Percentage of students with difficulties, Palau, PILNA 2021

( ) Standard errors appear in parentheses.