













# Parental qualification

Table STT1.3	
Percentage of students with the highest parental education level	
Highest parental education	Students
Below primary education	<div><div></div></div> 1 % (0.6)
Primary education	<div><div></div></div> 3 % (0.8)
Secondary education	<div><div></div></div> 25 % (2.1)
Post-secondary non-tertiary or short cycle tertiary education	<div><div></div></div> 15 % (1.7)
Bachelor Master Doctorate	<div><div></div></div> 56 % (4.0)
Percentage of students with the highest parental education level, Palau, PILNA 2021	
() Standard errors appear in parentheses.	


Table STT1.4

## Average achievement of students by parental highest education in grade level

Education level	Grade 5	Grade 7
<b>Numeracy</b>		
Below University level	 564 (6.1)	 600 (6.8)
University level	 575 (4.8)	 597 (8.6)
<b>Reading</b>		
Below University level	 558 (6.4)	 609 (7.1)
University level	 589 (5.7)	 606 (9.2)
<b>Writing</b>		
Below University level	 510 (4.7)	 534 (3.6)
University level	 521 (4.6)	 537 (3.2)

### Average achievement of students by parental highest education and grade level, Palau, PILNA 2021

( ) Standard errors appear in parentheses.

 Expected minimum proficiency score.