





Early childhood education

Table STT1.1









Percentage of students who attended ECE

category	Grade 5	Grade 7
Did not attend ECE	 20%	 14%
Attended ECE	 80%	 86%

Percentage of students who did/did not attend ECE, Palau, PILNA 2021

Table STT1.2

ECE Attendance by year level

Category	Grade 5	Grade 7
	 20%	 14%
	 34%	 36%
	 25%	 20%
	 21%	 30%

Students did not attend ECE in ascending order with other durations, Palau, PILNA 2021