





## Early childhood education

Early childhood education (ECE) is often seen as an opportunity to get a head start in schooling. Information gathered from the PILNA System Questionnaire shows that, although each country has policies regarding ECE, the structure and compulsory nature varies across participating countries. As part of PILNA, students were asked to indicate their ECE history using the following categories: 'Yes, for 1 year', 'Yes, for 2 years', 'Yes for 3 years of more', or 'No'.

### ECE attendance

Table STT1.1

#### Percentage of students who attended ECE

category	Year 4	Year 6
Did not attend ECE	 14%	 29%
Attended ECE	 86%	 71%

Percentage of students who did/did not attend ECE, Niue, PILNA 2021

In Niue, most students from PILNA 2021 had attended at least one year of ECE. This was similar, on average, for boys (78%) and for girls (77%). There are differences, however, in the amount of time that students spent at ECE prior to their schooling. Table STT1.1 shows these ECE differences by year four students and year six students in Niue in PILNA 2021

Table STT1.2

## ECE attendance by year level

category	y4 percent	y6 percent
Did not attend	14	29
1 years	52	34
2 years	24	16
3 years	10	21

## ECE attendance and duration of attendance, Niue, PILNA 2021

More year four students (86%) than year six students (71%) attended at least one year of ECE. Interestingly, 10% of year four students and 21% of year six students reported attending ECE for three years or more. More year four students attended at least one year of ECE, but a greater proportion of year six students attended ECE for three or more years. Approximately 14% of year four students and 29% of year six students reported they did not attend any ECE at all.

## What does this mean?

In the region, most students (80%) who participated in PILNA 2021 attended ECE for at least one year. Similar proportions were observed across year four and year six students, showing ECE attendance rates were stable over time. ECE is compulsory in six out of the 15 countries that participated in PILNA 2021, but it is not compulsory in Niue.

In Niue, most students (year four, 86%; year six, 71%) attended at least one year of ECE. Differences were seen between year four and year six students. A greater proportion of year four students attended at least one year of ECE than did year six students, but a greater proportion of year six students attended three or more years of ECE. It may be that attendance rates for ECE are increasing as a greater proportion of year four students have attended ECE than year six students. The reasons for the longer attendance duration of year six students should be investigated.