











Benchmarking Year 6 numeracy performance: Are standards being met?

Table CNT6.1

Year 6 numeracy performance: Are standards being met?

Level	Year 6
	 7.18% (1.08)
	 23.91% (1.44)
	 17.70% (1.10)
	 17.64% (1.20)
	 12.91% (1.12)
	 8.41% (0.77)
	 4.86% (0.56)
	 3.53% (0.62)
	 3.27% (0.55)
	 0.59% (0.20)

Distribution of Year 6 students by proficiency levels, Fiji, PILNA 2021

() Standard errors appear in parentheses.

Table CNT6.1 shows the Fiji distribution of year six overall numeracy scores against the PILNA numeracy proficiency scale. This scale converts a student's overall numeracy score into a level ranking from zero to eight. The expected minimum overall numeracy performance for year six students is **proficiency level five** (Figure CNF6.6). Pacific stakeholders expect these students to reach or exceed this proficiency level.

The average overall numeracy score for year six students in Fiji in 2021 was 544.51 (SD = 59.79). This corresponds to proficiency level six in the PILNA numeracy proficiency scale (level six is assigned to scores 525–550). On average, year six students in Fiji are achieving above the minimum expected standard in numeracy.

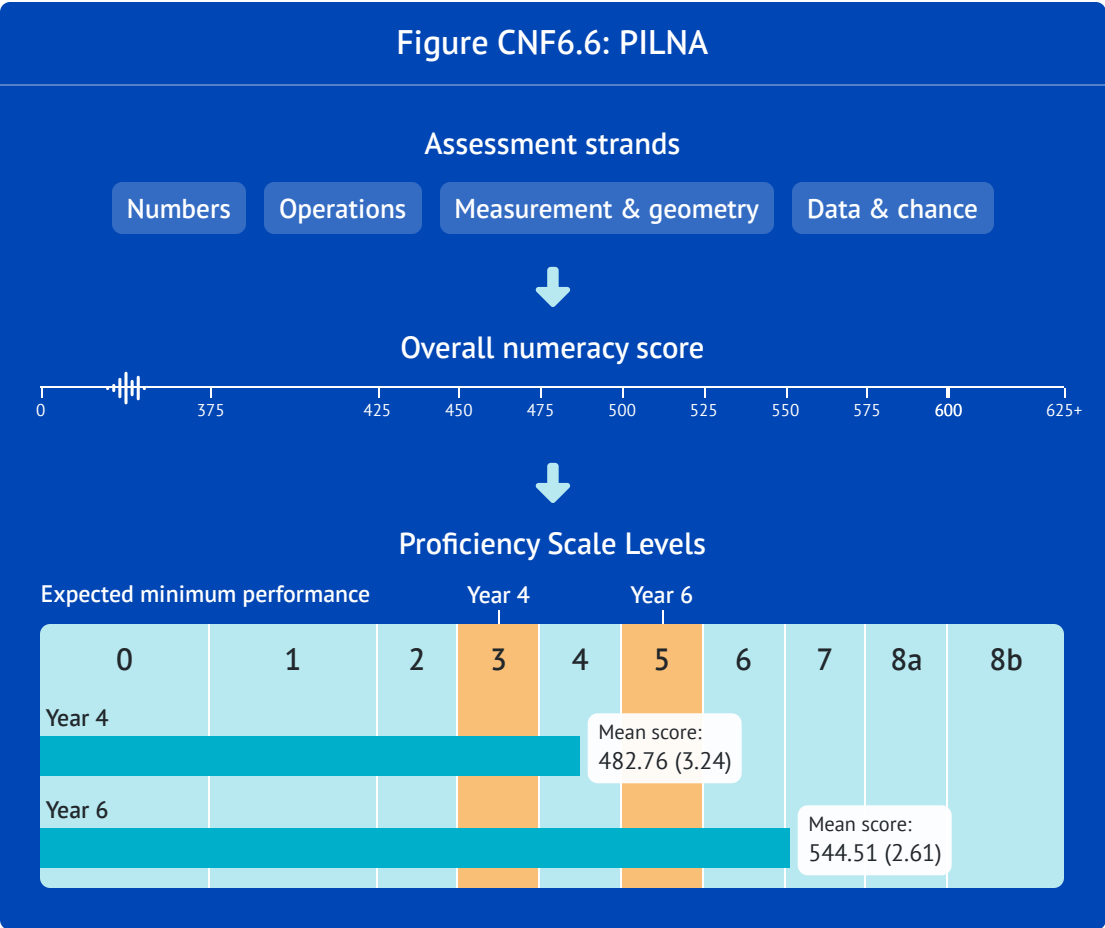


Table CNT6.2

Year 6 student numeracy proficiency relative to the region

level	Region	Fiji
8b	5.21% (0.44)	7.18% (1.08)
8a	18.31% (0.68)	23.91% (1.44)
7	16.87% (0.51)	17.70% (1.10)
6	16.66% (0.53)	17.64% (1.20)
5	14.94% (0.48)	12.91% (1.12)
4	10.31% (0.44)	8.41% (0.77)
3	6.52% (0.39)	4.86% (0.56)
2	4.84% (0.34)	3.53% (0.62)
1	4.80% (0.39)	3.27% (0.55)
0	1.53% (0.21)	0.59% (0.20)

Distribution of Year 6 student numeracy proficiency relative to the region, Fiji, PILNA 2021

() Standard errors appear in parentheses.

Fiji is performing well in numeracy, not only against the PILNA proficiency level benchmarks, but also against the regional and Small Island States performance in PILNA 2021. On average, year six students in Fiji (545) are scoring higher in numeracy than year six students in the region (530.59). Further, about 79% of year six students met or exceeded the expected minimum numeracy proficiency levels compared with 72% across the region.

Table CNT6.3

Distribution of Year 6 students proficiency in numeracy by gender

level	Girls	Boys
8b	8.40% (1.30)	5.84% (1.17)
8a	25.89% (2.19)	21.72% (1.93)
7	19.19% (1.79)	16.05% (1.35)
6	18.21% (1.78)	17.01% (1.28)
5	12.14% (1.44)	13.76% (1.43)
4	6.67% (0.96)	10.34% (1.18)
3	3.86% (0.84)	5.96% (0.74)
2	2.89% (0.64)	4.23% (0.99)
1	2.21% (0.54)	4.45% (0.9)
0	0.54% (0.28)	0.64% (0.27)

Distribution of Year 6 students; proficiency in numeracy by gender, Fiji, PILNA 2021

() Standard errors appear in parentheses.

Figure CNF6.7

Proportion of Year 6 students meeting the overall numeracy standard over time



Year	Students at/above minimum
2018	81.31
2021	79.34

Distribution of Year 6 students proficiency levels in Fiji, PILNA 2018 and 2021

Figure CNF6.7 shows year six scores for Fiji students on the PILNA numeracy proficiency scale over time. Accompanying this is Figure CNF6.7, showing the proportion of year six students in Fiji meeting the minimum overall numeracy standard over time. A similar proportion of year six students met the minimum expected level in 2021 as in 2018 (2018 = 81%, 2021 = 79%).