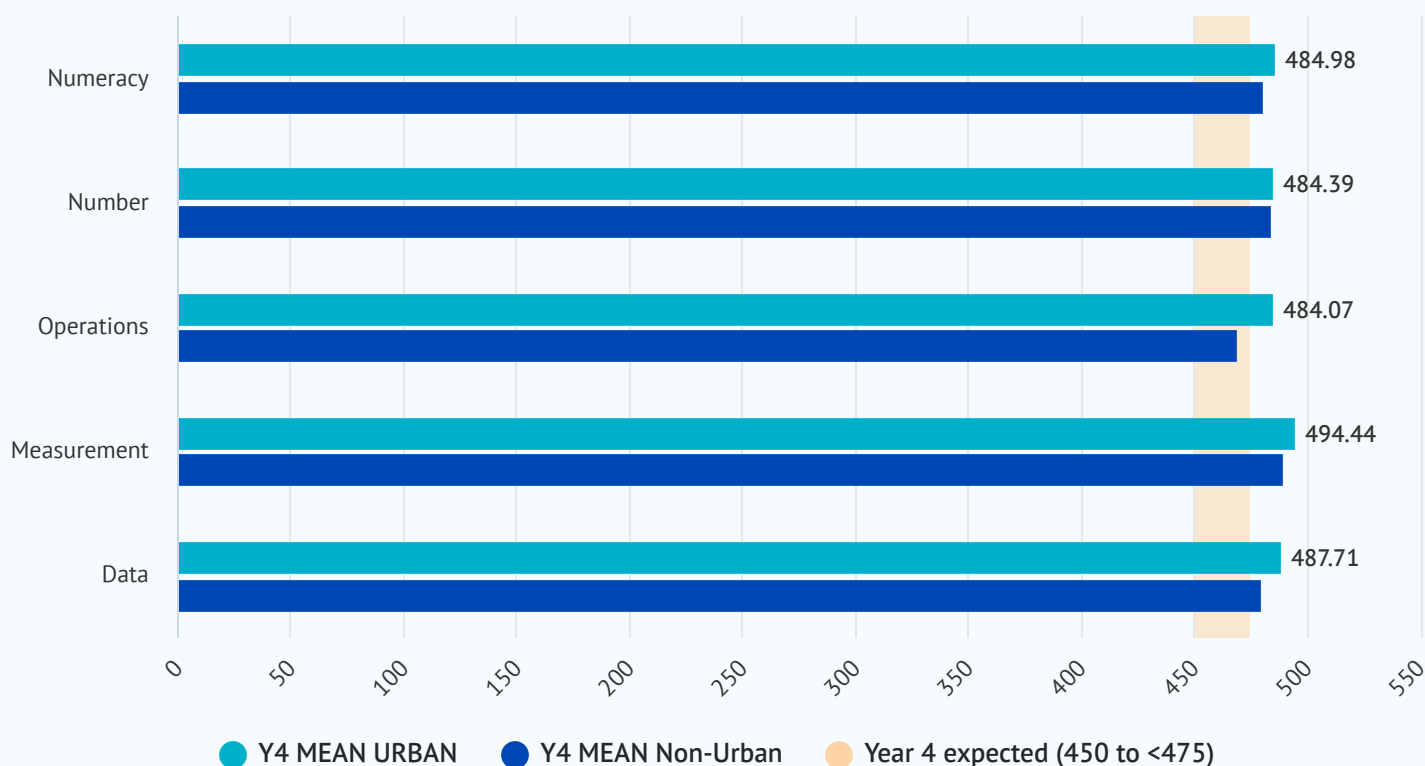


Year four numeracy performance by locality

Most year four students who participated in PILNA 2021 in Fiji were enrolled in urban schools; 66% were in urban schools and 34% were in non-urban schools.

Figure CNF4.5

Year 4 Numeracy mean performance by school locality



Category	Y4 MEAN URBAN	Y4 MEAN Non-Urban
Numeracy	484.98	479.7
Number	484.39	483.44
Operations	484.07	468.92
Measurement	494.44	489.18
Data	487.71	479.33

Mean performance of Year 4 students in domain and strands by school locality, Fiji, PILNA 2021

Figure CNF4.5 shows the numeracy performance of year four students by school locality: urban and non-urban. Performance in PILNA 2021 was consistent across most strands and overall numeracy for students in urban schools and non-urban schools. There was, however, a small difference in the 'Operations' strand. Students in urban schools tended to score higher in this strand than students in non-urban schools.

Figure CNF4.5.1 also shows the performance of year four students by school locality over time. A difference is seen in the 2018 PILNA cycle, when students in urban schools performed better on average than students in non-urban schools in all numeracy strands and the overall numeracy score.

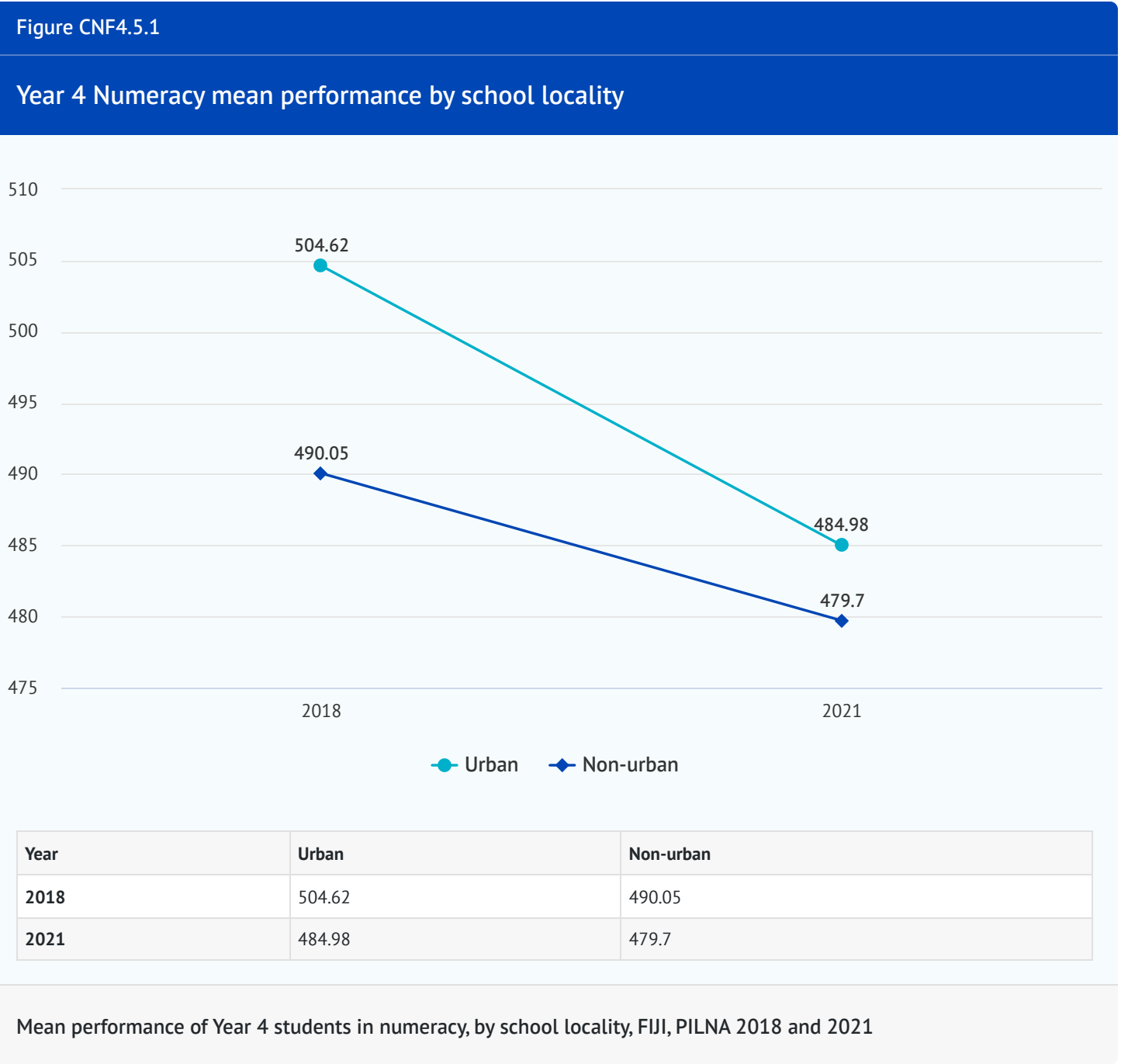
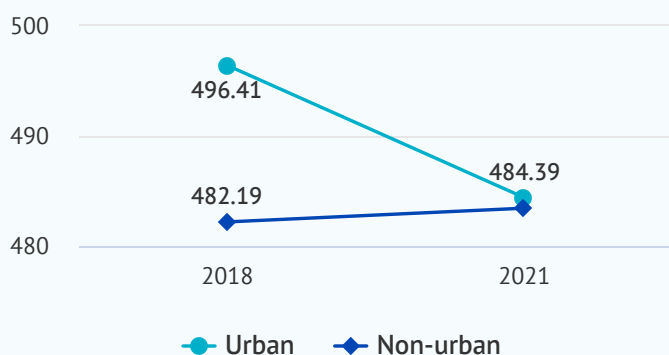


Figure CNF4.5.2

Year 4 Number mean performance by school locality

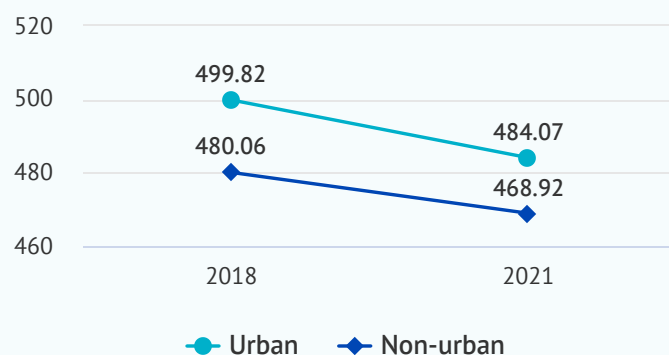


Year	Urban	Non-urban
2018	496.41	482.19
2021	484.39	483.44

Mean performance of Year 4 students in number, by school locality, FIJI, PILNA 2018 and 2021

Figure CNF4.5.3

Year 4 Operations mean performance by school locality over time

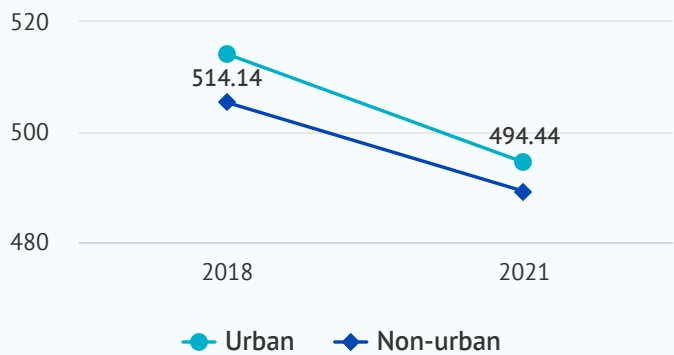


Year	Urban	Non-urban
2018	499.82	480.06
2021	484.07	468.92

Mean performance of Year 4 students in operations, by school locality, FIJI, PILNA 2018 and 2021

Figure CNF4.5.4

Year 4 Measurement & Geometry mean performance by school locality over time

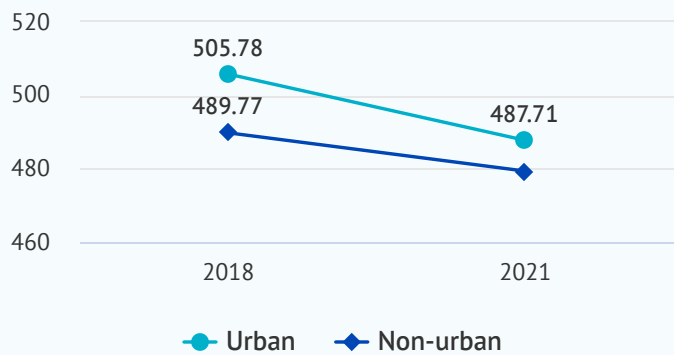


Year	Urban	Non-urban
2018	514.14	505.34
2021	494.44	489.18

Mean performance of Year 4 students in measurement and geometry, by school locality, FIJI, PILNA 2018 and 2021

Figure CNF4.5.5

Year 4 Data mean performance by school locality over time



Year	Urban	Non-urban
2018	505.78	489.77
2021	487.71	479.33

Mean performance of Year 4 students in data, by school locality, FIJI, PILNA 2018 and 2021