

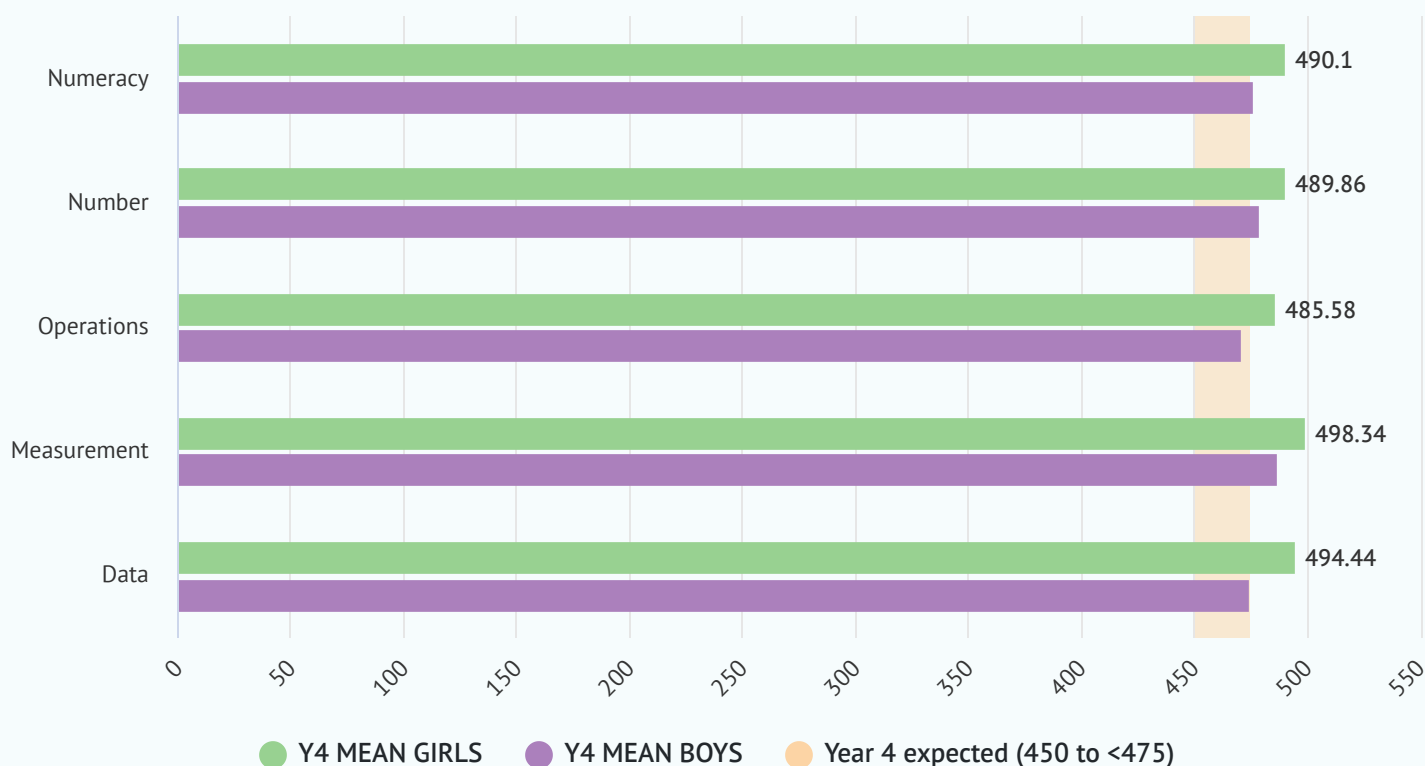
[2021 Fiji Report](#) / [Performance](#) / [Numeracy](#) / [Year 4 numeracy](#) / [Performance by gender](#)

Year 4 numeracy performance by gender

An equal proportion of year four girls and boys in Fiji had their performance analysed in the PILNA 2021 numeracy assessment: 50% were girls and 50% were boys.

Figure CNF4.4

Year 4 Numeracy mean performance in domain and strands by gender



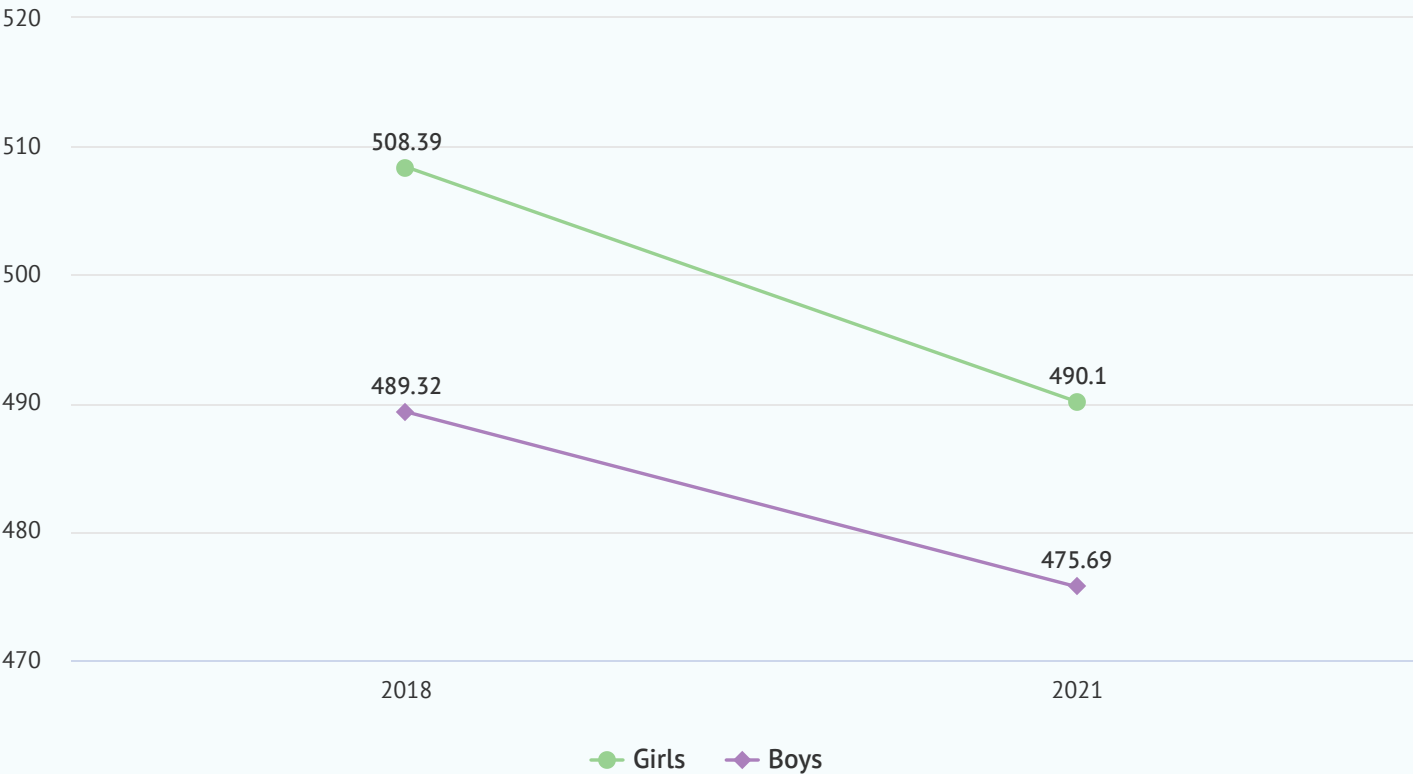
Category	Y4 MEAN GIRLS	Y4 MEAN BOYS
Numeracy	490.1	475.69
Number	489.86	478.31
Operations	485.58	469.91
Measurement	498.34	486.27
Data	494.44	474.18

Mean performance of Year 4 students in domain and strands by gender, Fiji, PILNA 2021

Figure CNF4.4 shows the average numeracy performance of year four students in Fiji by gender. Year four girls scored higher than year four boys in all numeracy areas, including the overall numeracy score. This was consistent with the trend in the 2018 PILNA cycle, whereas seen in Figure CNF4.4.1, year four girls, on average, scored higher than year four boys in all numeracy areas, including the overall numeracy score. Further statistical testing needs to be done to understand if these differences in scores are significant or the result of chance or outliers.

Figure CNF4.4.1

Year 4 Numeracy mean performance by gender over time

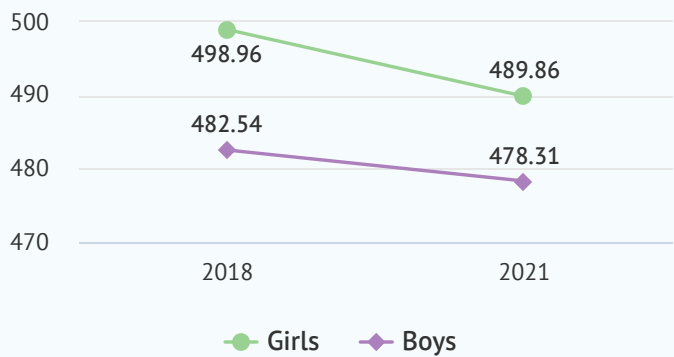


Year	Girls	Boys
2018	508.39	489.32
2021	490.1	475.69

Mean performance of Year 4 students in Numeracy by gender, Fiji, PILNA 2018 and 2021

Figure CNF4.4.2

Year 4 Number mean performance by gender over time

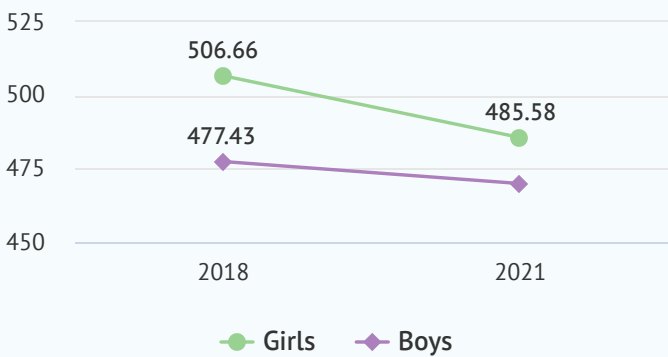


Year	Girls	Boys
2018	498.96	482.54
2021	489.86	478.31

Mean performance of Year 4 students in number strand, by gender, Fiji, PILNA 2018 and 2021

Figure CNF4.4.3

Year 4 Operations mean performance by gender over time

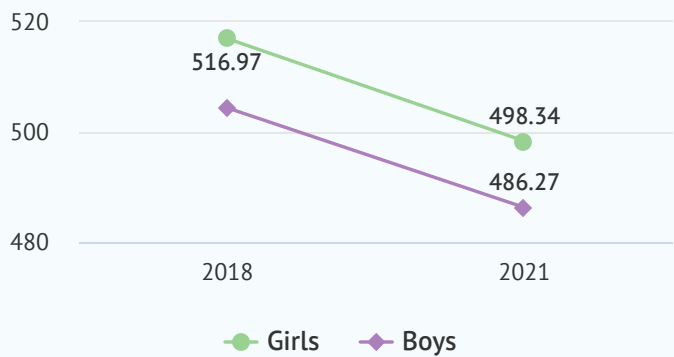


Year	Girls	Boys
2018	506.66	477.43
2021	485.58	469.91

Mean performance of Year 4 students in Operation strand, by gender, Fiji, PILNA 2018 and 2021

Figure CNF4.4.4

Year 4 Measurement & Geometry mean performance by gender over time

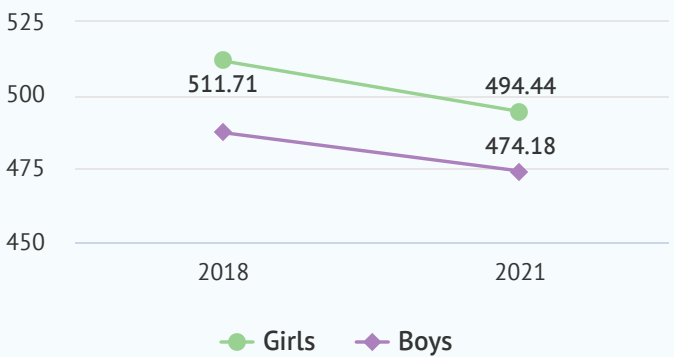


Year	Girls	Boys
2018	516.97	504.37
2021	498.34	486.27

Mean performance of Year 4 students in Measurement and Geometry strand, by gender, Fiji, PILNA 2018 and 2021

Figure CNF4.4.5

Year 4 Data & Chance mean performance by gender over time



Year	Girls	Boys
2018	511.71	487.27
2021	494.44	474.18

Mean performance of Year 4 students in data & chance strand, by gender, over time 2018, 2021