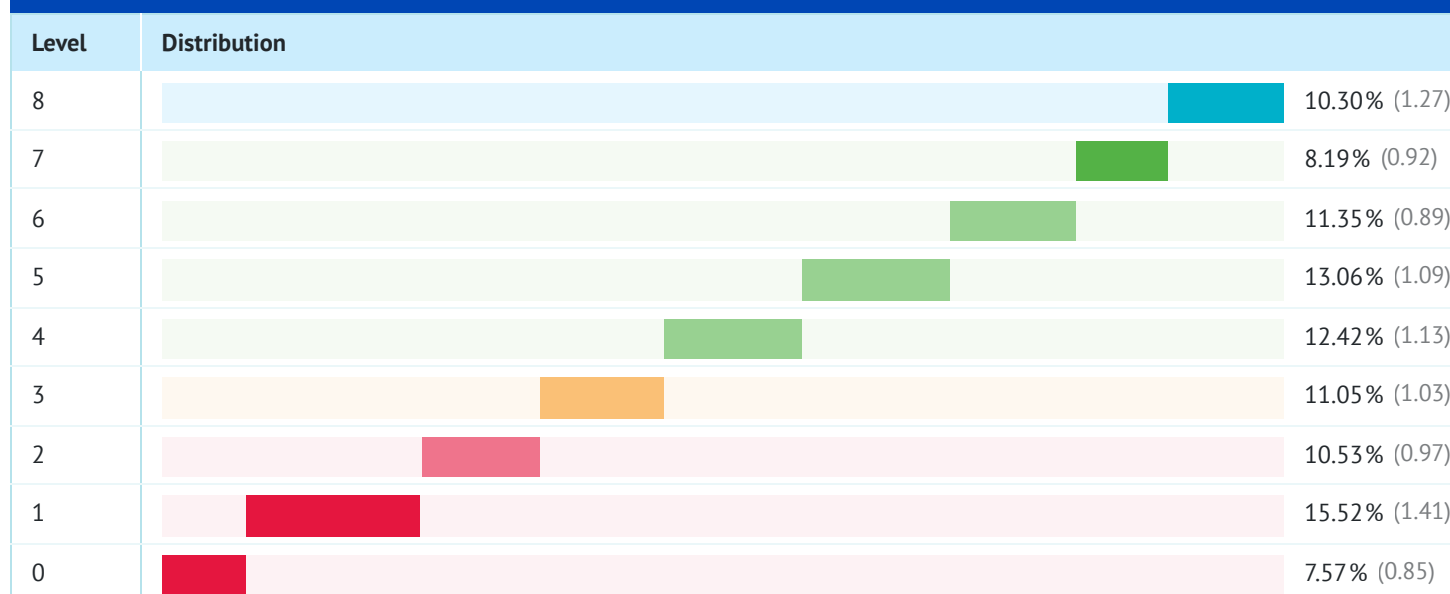


Benchmarking Year 4 numeracy performance: Are standards being met?

Table CNT4.1

Year 4 Student proficiency in numeracy, Fiji, PILNA 2021



Distribution of year 4 students by proficiency levels, Fiji, PILNA 2021

() Standard errors appear in parentheses.

Expected minimum proficiency score.

Table CNT4.1 shows the distribution of year four overall numeracy scores of students in Fiji against the PILNA numeracy proficiency scale. This scale converts a student's overall numeracy score into a level ranking from zero to eight. The expected minimum overall numeracy performance for year four students is **proficiency level three** (Figure CNF4.7). Pacific stakeholders expect these students to reach or exceed this proficiency level.

The average overall numeracy score for year four students in Fiji in 2021 was 482.76 (SD = 73.33). This corresponds with proficiency level four in the PILNA numeracy proficiency scale, although at the lower threshold for this level (level four is assigned to scores 475–500). On average, year four students in Fiji are achieving the minimum expected standard in numeracy.

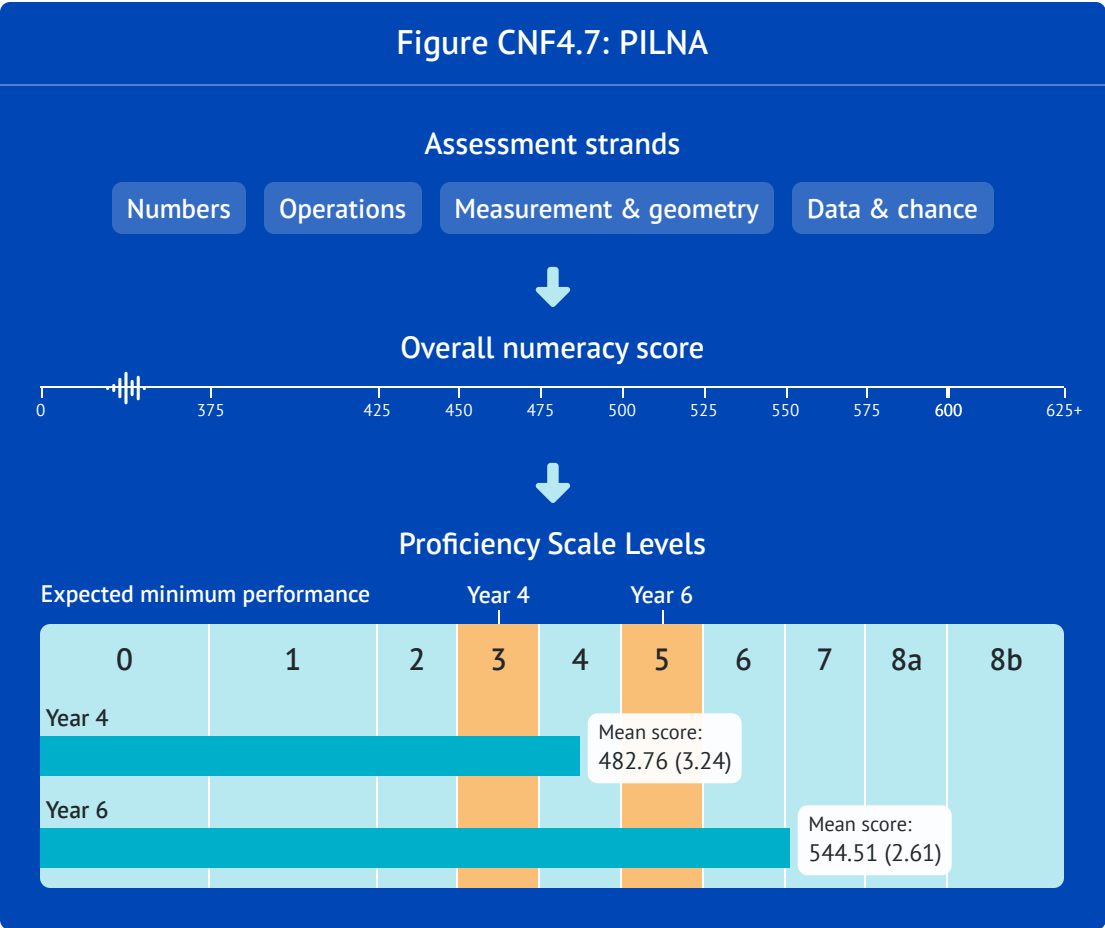


Table CNT4.2

Distribution of Year 4 student numeracy proficiency relative to the region

Level	Region	Fiji
	undefined% (0.4)	undefined% (1.27)
	undefined% (0.3)	undefined% (0.92)
	undefined% (0.3)	undefined% (0.89)
	undefined% (0.3)	undefined% (1.09)
	undefined% (0.4)	undefined% (1.13)
	undefined% (0.5)	undefined% (1.03)
	undefined% (0.4)	undefined% (0.97)
	undefined% (0.5)	undefined% (1.41)
	undefined% (0.5)	undefined% (0.85)

Distribution of Year 4 student numeracy proficiency relative to the region

() Standard errors appear in parentheses.

Table CNT4.3

Year 4 Numeracy distribution by proficiency scores and gender

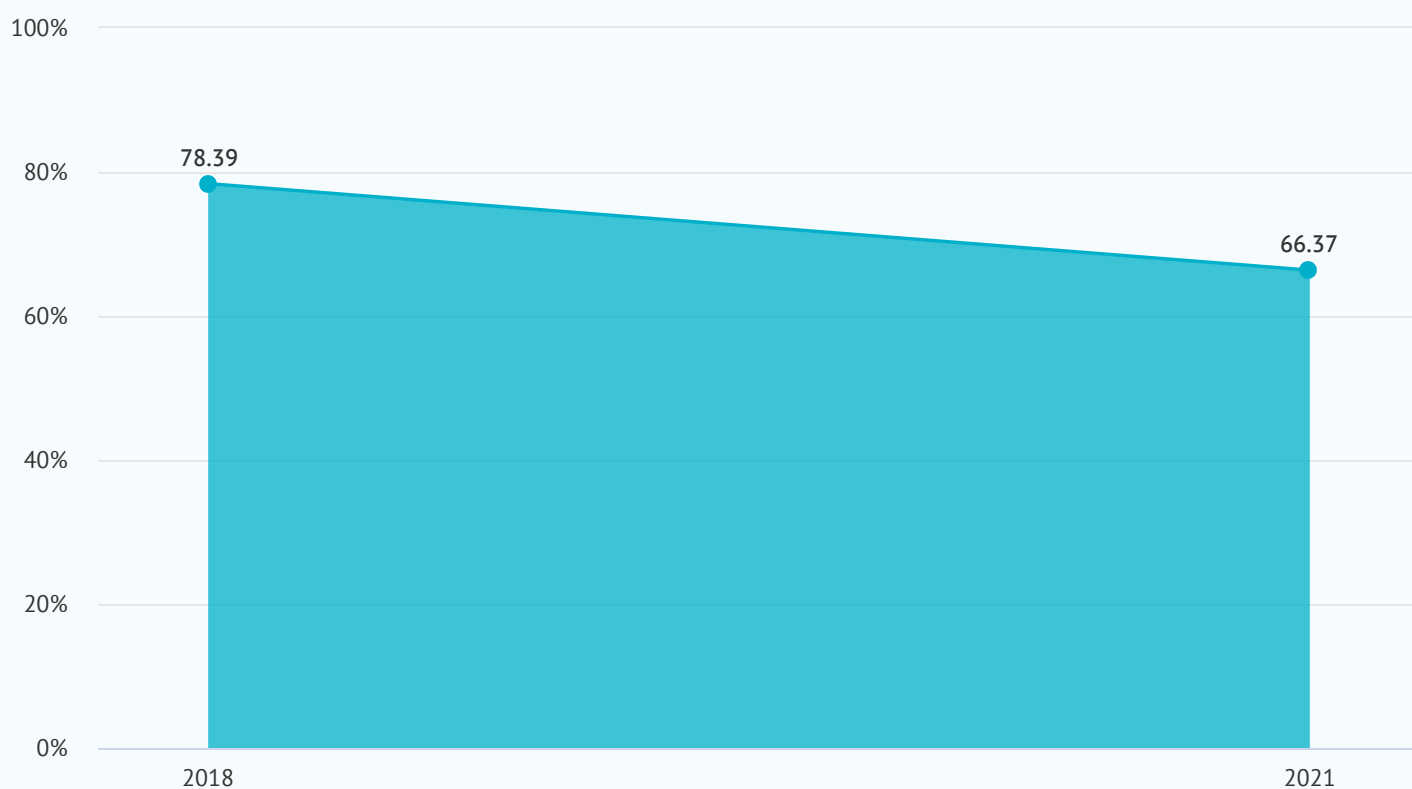
Level	Girls	Boys
8	11.14% (1.42)	9.48% (1.55)
7	9.32% (1.36)	7.10% (1.07)
6	13.08% (1.59)	9.69% (1.25)
5	14.14% (1.55)	12.02% (1.24)
4	13.09% (1.10)	11.78% (1.75)
3	10.38% (1.33)	11.70% (1.49)
2	8.83% (1.24)	12.17% (1.78)
1	14.01% (1.48)	16.98% (1.71)
0	6.01% (1.09)	9.06% (1.05)

Distribution of Year 4 students' proficiency in numeracy by gender, Fiji, PILNA 2021

() Standard errors appear in parentheses.

Figure CNF4.8

Proportion of Year 4 students meeting the overall numeracy standard over time



Year	Students at/above minimum
2018	78.39
2021	66.37

Distribution of Year 4 students proficiency levels in Fiji, PILNA 2018 and 2021

Figure CNF4.8 shows the proportion of Fiji year four students meeting the overall numeracy standard over time. As seen in Figure CNF4.8, a smaller proportion of year four students met the minimum expected level in 2021 than in the previous PILNA cycle (2018 = 78%, 2021 = 66%). This is similar to the trend across the region, where a smaller proportion of year four students met the minimum expected proficiency level in numeracy than in all previous PILNA cycles.